

Comprehensive Program Review
Bachelor of Interdisciplinary Studies
Georgia State University
2021-2022

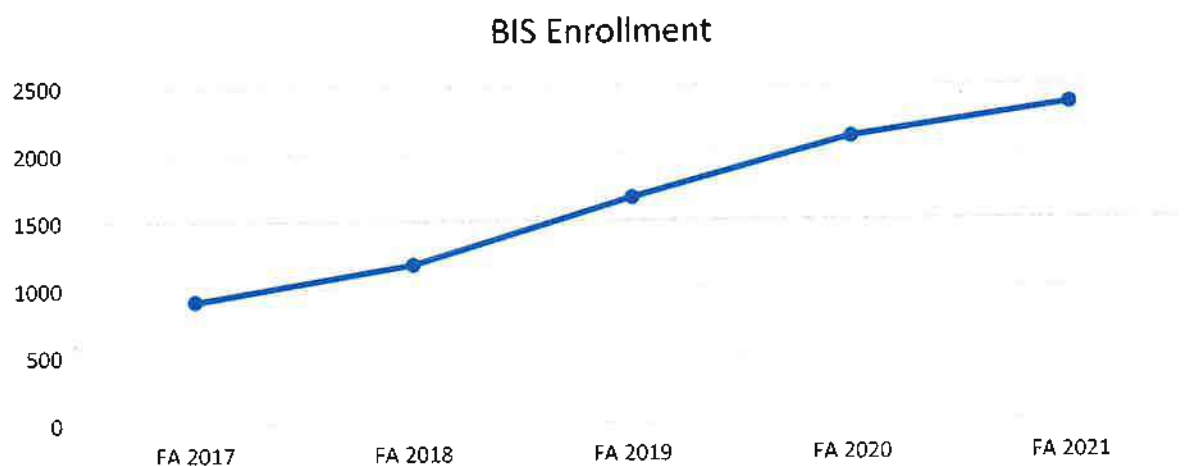
The Bachelor of Interdisciplinary Studies (BIS) was introduced in FY2005, when the first students enrolled in a dozen concentrations. Since then, there have been some 30 concentrations, and nearly two dozen are currently enrolling students.

The BIS has served two broad purposes. First, it has facilitated the creation of interdisciplinary courses of study that take advantage of existing disciplinary offerings, such as the concentrations in Philosophy, Politics, and Economics and Environmental Science. Second, it has facilitated the introduction of degree concentrations by newly developed interdisciplinary units, such as the Creative Media Industries Institute and the Institute for Biomedical Sciences.

Viability

Enrollment

Over the last five years, overall enrollment in the BIS has grown steadily and substantially, from 911 in Fall 2017 to 2348 in Fall 2021. In Fall 2021, 20 concentrations enrolled 10 or more students, and eight enrolled more than 100. In addition, an increasing number of freshmen has declared the BIS as their major: from 144 in Fall 2017 to 459 in Fall 2020. The BIS is the fourth most popular undergraduate degree (after the BS, BBA, and BA) and the fastest growing of them all.

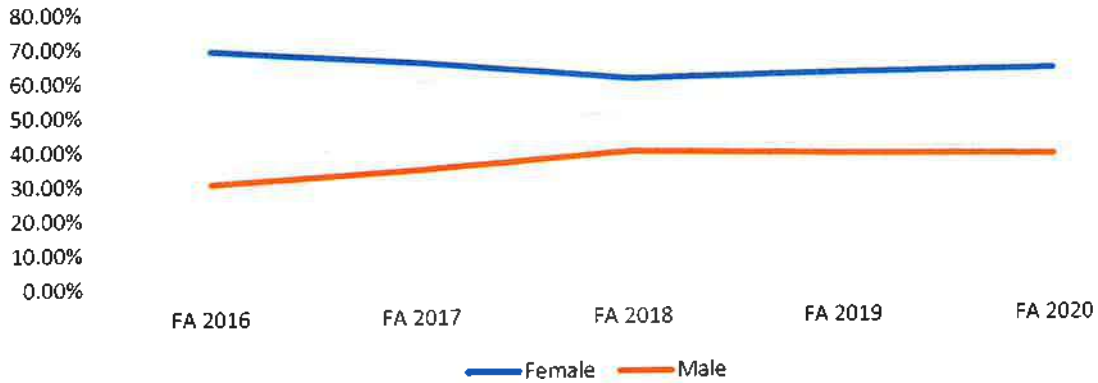


<u>Concentration (DEG-CONC)</u>	<u>FA 2021</u>
Acting (BIS-ACTN)	44
Undeclared (BIS-0000)	29
Arts Admin/ Speech & Theatre (BIS-STH)	1
Arts Administration (BIS-ARA)	22
Biomed Sciences & Enterprise (BIS-BSEN)	383
Clinical Informatics (BIS-CLI)	97
Environmental Science (BIS-EVS)	164
Game Design & Development (BIS-GDD)	243
Gerontology (BIS-GTY)	12
Global Studies (BIS-GLS)	69
Health Sciences (BIS-HL)	188
Human Learning Development (BIS-HLD)	199
Japanese / Asian Studies (BIS-JAS)	43
Law And Society (BIS-LAC)	217
Law And Society/Pre-Law (BIS-LEB)	10
Media Entrepreneurship (BIS-MEP)	362
Middle East Studies (BIS-MES)	3
Philosophy, Politics, And Econ (BIS-PPE)	41
Social Entrepreneurship (BIS-SOE)	52
Sport Administration (BIS-SADM)	100
Theater Design (BIS-THD)	10
Theater Performance (BIS-THP)	67
	2,356

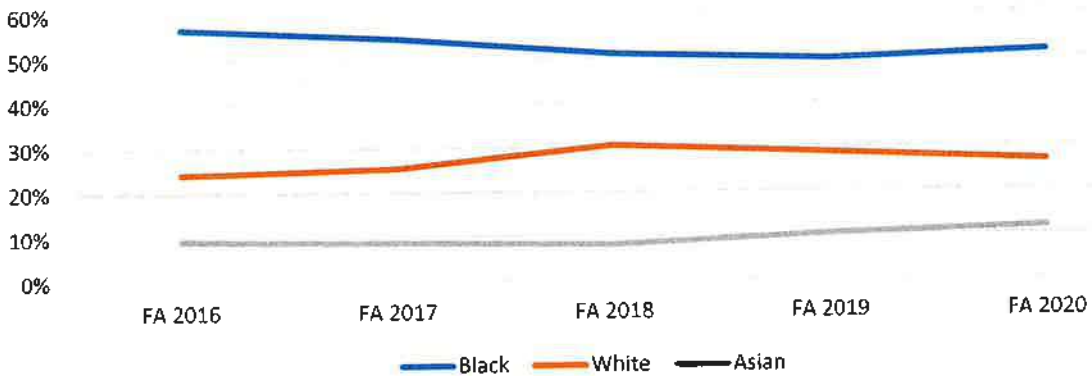
Enrollment by Gender, Race, and Ethnicity

Enrollment in the BIS degree is highly diverse. Over the last five years, more than 60 percent of BIS majors have been female. More than half have been Black, more than one-quarter have been White, and approximately 10 percent have been Asian. The percentage of students identifying as Hispanic has been growing steadily, from 7.5% in Fall 2016 to 11.2% in Fall 2020.

Enrollment by Gender

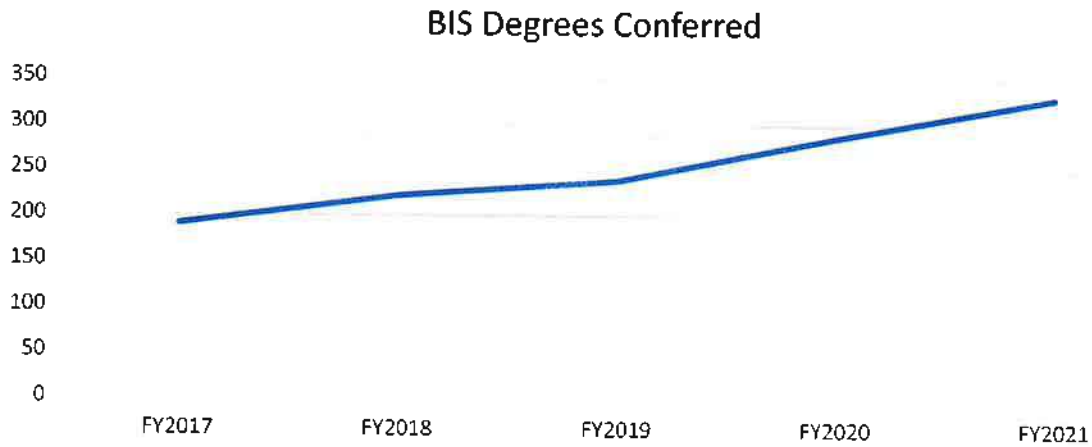


Enrollment by Race



Degree Conferrals

The BIS is one of the fastest growing degrees in terms of degree conferrals. Between FY2017 and FY2021, the number of BIS degrees conferred grew by nearly 75 percent, from 191 to 331.



II. Productivity

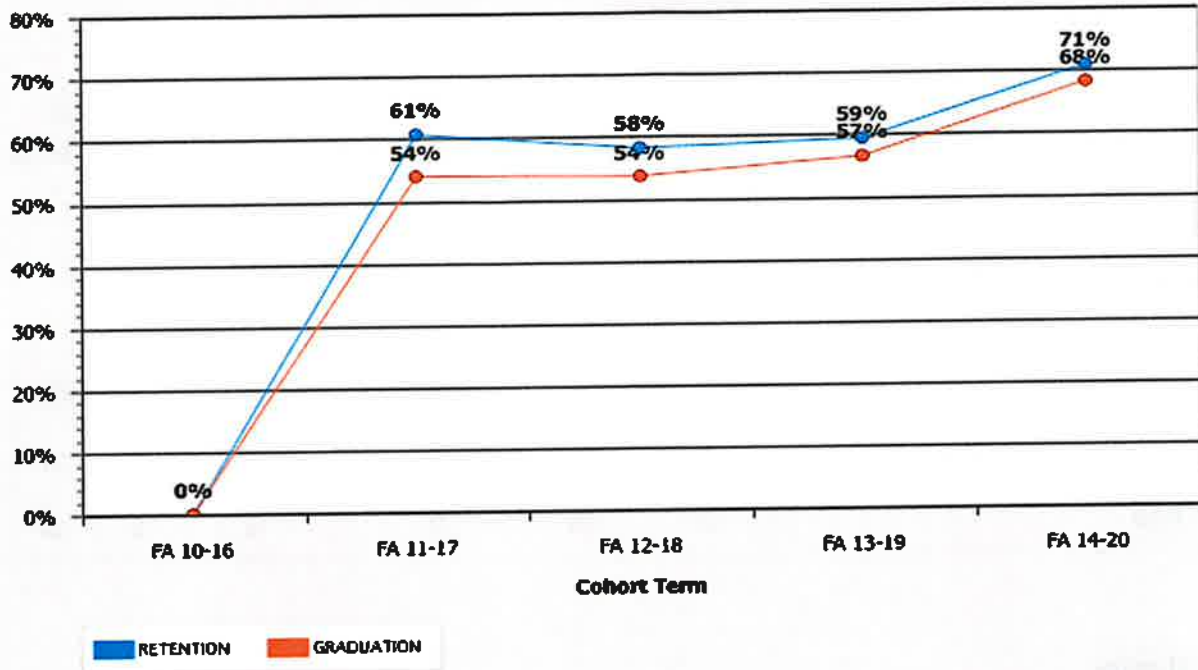
Program Development

So far, one BIS concentration has laid the groundwork for the development of new degree programs. The concentration in Game Design and Development is being replaced by the new BA in Game Design and the new BS in Game Development, both offered by the Creative Media Industries Institute. Other popular BIS concentrations are considering the preparation of new program applications.

Retention and Graduation Rates

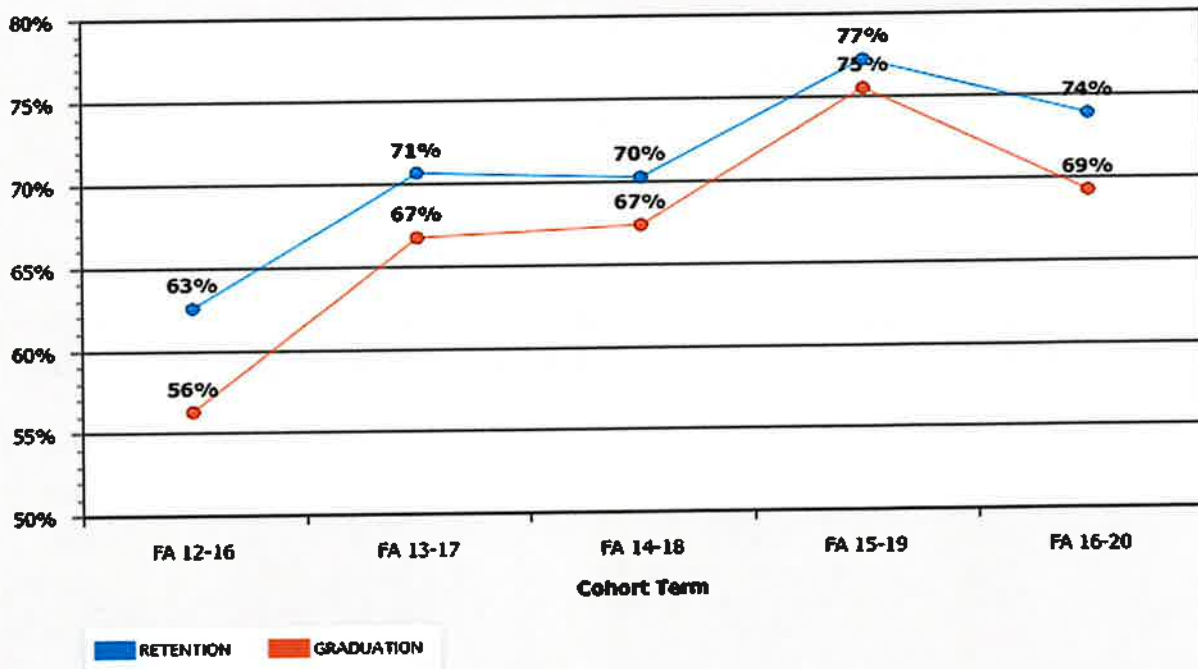
Six-year retention and graduation rates for first-time freshman who declared the BIS major have risen over the last several years and now stand well above those for GSU first-time freshmen as a whole (70.91% and 68.18%, respectively, versus 58.5% and 53.14%, respectively, for the 2014-2020 cohort).

FTFT 6 Year Graduation and Retention Rate



Four-year retention and graduation rates for Juniors majoring in the BIS track closely those for GSU as a whole.

Junior 4 Year Graduation and Retention Rate



Student Outcomes

A total of 146 BIS degrees were conferred during the three-year period FY2013-FY2015. Of those, on the order of 90 went on to enroll in further degree programs, earning approximately 25 Masters degrees and five JDs so far.

Degrees Earned By Major

Major	Bachelor	Masters	Doctoral	Juris Doctor	Others	Total
Interdisciplinary Studies(BIS)	2	25	0	5	5	37
Total	2	25	0	5	5	37

1 - 2

III. Quality

Quality of Students

Overall, the quality of the freshman choosing to major in BIS is slightly higher than GSU freshman overall, as measured in high school GPA (3.54 vs 3.53), freshman index (2916 vs 2894), and composite SAT scores (1090 vs 1077).

<u>Fall 2020</u>	<u>High School</u> <u>GPA</u>	<u>Freshman</u> <u>Index</u>	<u>SAT</u>
BIS	3.54	2916	1090
GSU	3.53	2894	1077

Honors Students

Between Fall 2016 and Fall 2020, the number of BIS students participating in the Honors program increased from 44 to 100, or approximately 5 percent of all students enrolled in the BIS.


Degree	Major	FA 2016 Students	FA 2017 Students	FA 2018 Students	FA 2019 Students	FA 2020 Students
BIS	Interdisciplinary Studies	44	44	53	70	100
	Total	44	44	53	70	100

The Bachelor of Interdisciplinary Studies is critical to the institutional mission and thus MEETS the institution's criteria for retention.

Provost/VPAA Signature and Date _____

---OR---

Provost/VPAA's Designee Signature and Date

 10/12/21

